



ಬೃಹತ್ ಬೆಂಗಳೂರು ಮಹಾನಗರ ಪಾಲಿಕೆ
Bruhat Bengaluru Mahanagara Palike



BBMP COVID-19 WAR ROOM 27.04.2023

BBMP / COVID-19 WAR ROOM / BULLETIN – 1130/ 27.04.2023 / #BBMPfightsCOVID19



OVERVIEW OF COVID-19 IN BENGALURU

CASE TRENDS ACTIVE CASES **1,141**

Confirmed Cases

159

18,85,295[#]

Recovered Cases

207

18,67,158[#]

Death Cases

0

16,996[#]



HOSPITALIZATION

53

ICU – V

-

ICU

14

HDU

1

General

38

INCLUDES GOVT. QUOTA AND PRIVATE WALK-IN HOSPITALIZATION



VACCINATION

14

2,07,00,255[#]

First Dose

6

96,89,757[#]

Second Dose

2

95,11,502[#]

Precaution Dose

6

14,98,996[#]



TRIAGING

MTU

5

Tele Triage

151



ACTIVE CZs

0

MCZs (< 5 cases)

0

Clusters (> 5 cases)

0



TESTING

5,143

3,23,18,030[#]

RAT

2,194

RTPCR

2,949

Positivity :4.91%

*FOR LAST 7 DAYS

: indicates cumulative numbers till date



ABSTRACT OF COVID-19 SCENARIO IN BENGALURU


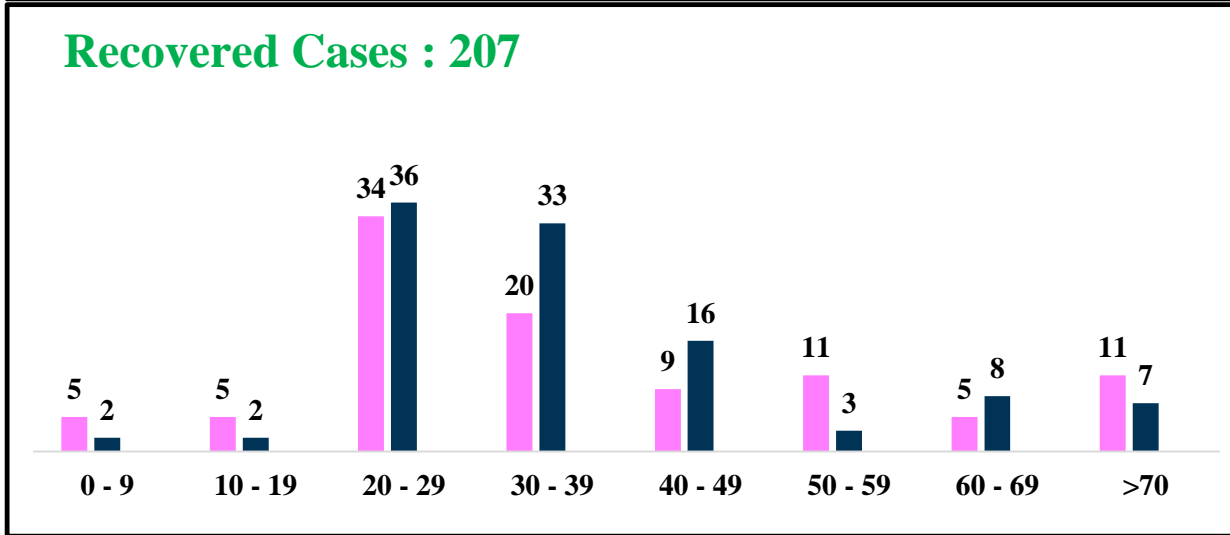
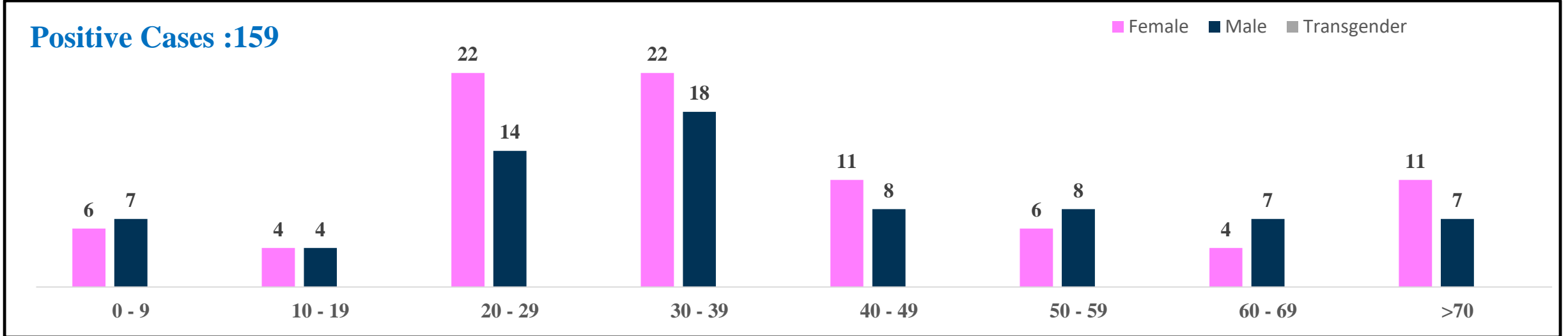


	MALE			FEMALE			TRANSGENDER			TOTAL		
	Last 24 Hours	Last 7 Days	Cumulative	Last 24 Hours	Last 7 Days	Cumulative	Last 24 Hours	Last 7 Days	Cumulative	Last 24 Hours	Last 7 Days	Cumulative
Positive Cases	73	759	11,11,202	86	783	7,73,897	0	0	196	159	1,542	18,85,295
Recovered Cases	107	897	10,98,308	100	834	7,67,720	0	0	187	207	1,731	18,67,158
Death Cases	0	0	10,765	0	0	6,227	0	0	4	0	0	16,996
Total Tests Done	In Last 24 hrs. : 5,143			In last 7 days : 31,405			Cumulative : 3,23,18,030					
Vaccine Doses Administered	In Last 24 hrs. : 14			In last 7 days : 184			Cumulative : 2,07,00,255					
ACTIVE CASES									1,141			

*Covid deaths occurred today : 00 | Covid deaths occurred beyond last 24hrs., reported today : 00



LAST 24 HOURS AGE GROUP AND GENDER WISE DISTRIBUTION

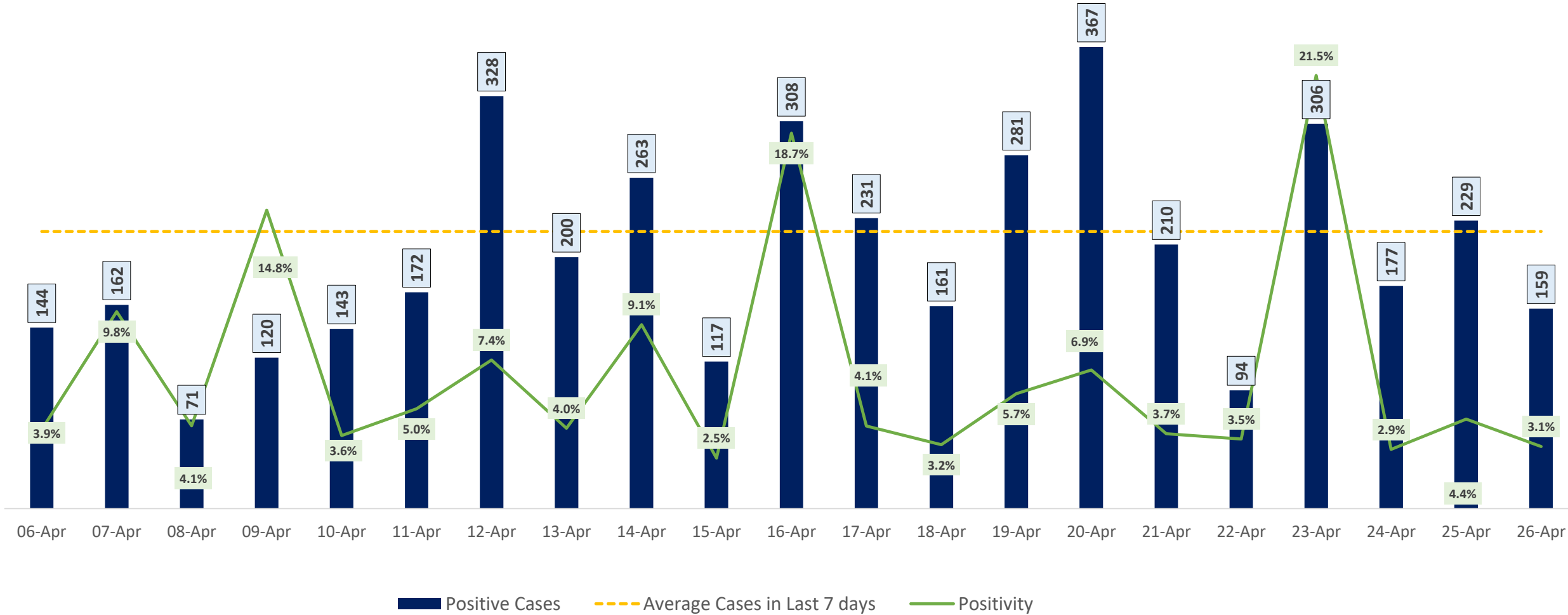




POSITIVITY RATE OF BENGALURU – LAST 21 DAYS



Average Cases in Last 7 days : 220

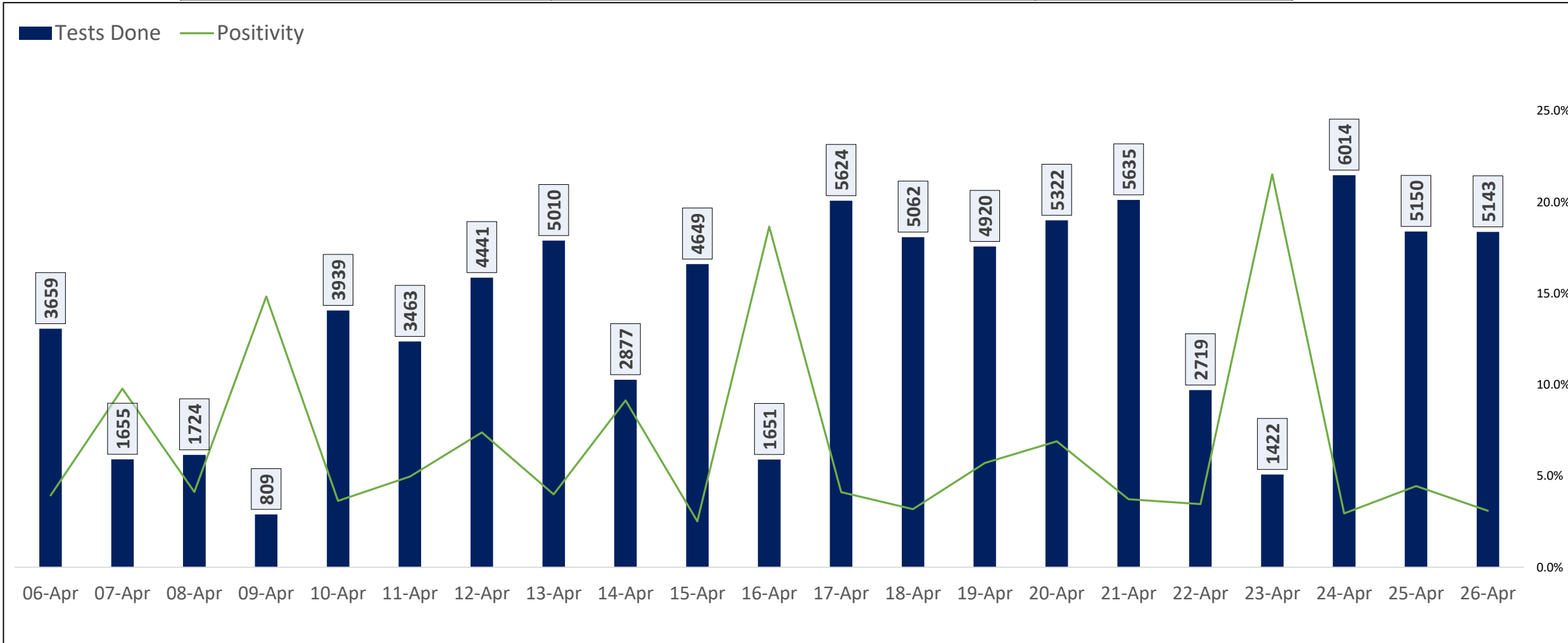




TESTING TRENDS IN BENGALURU

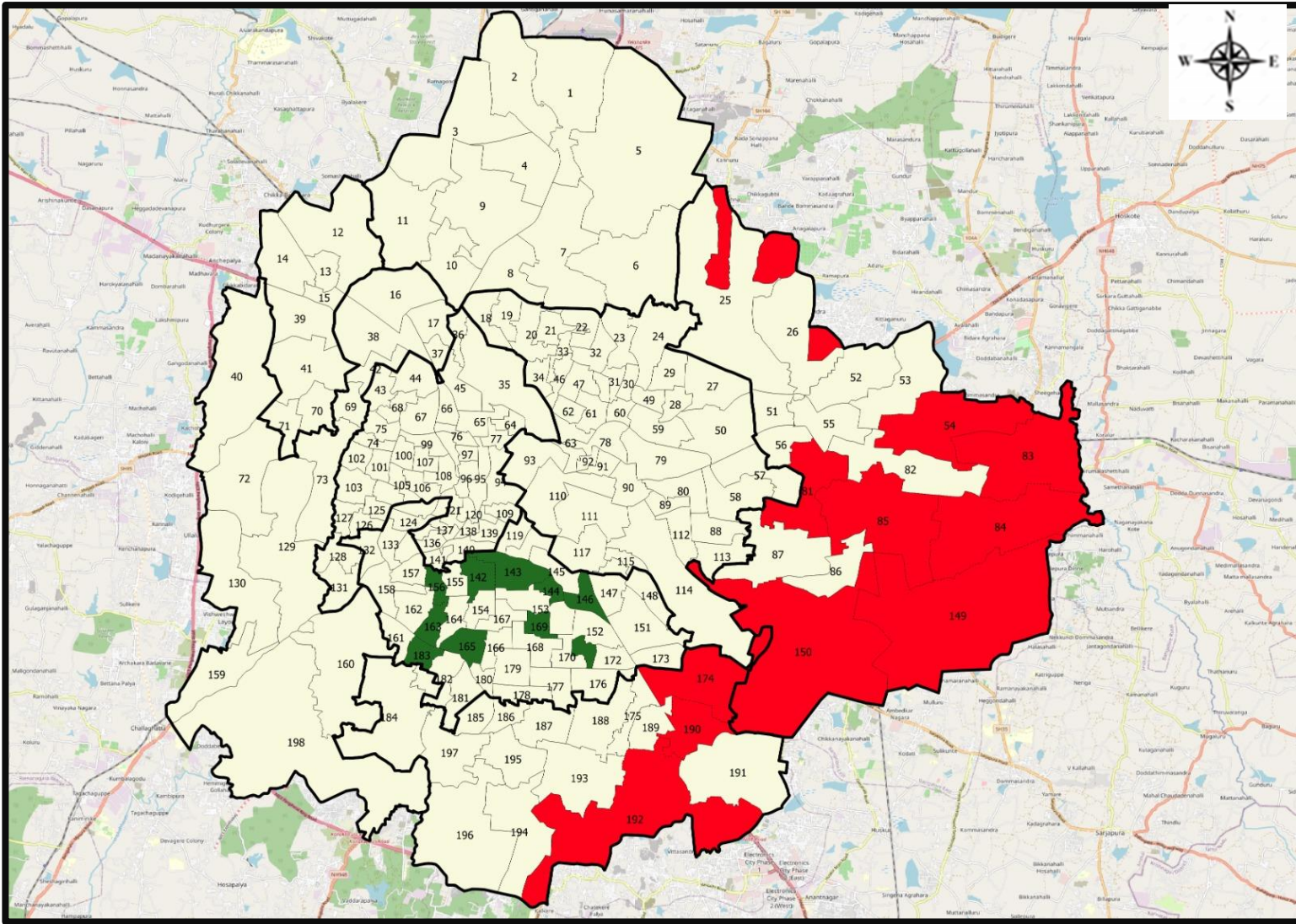


Total Test Conducted Till Date	Test Conducted Last 24 hours	Last 7 Days Average
3,23,18,030	5,143	4,486





BENGALURU URBAN MAP SHOWING TREND OF POSITIVE CASES IN LAST 7 DAYS



Top 10 wards reporting highest number of positive cases in last 10 days

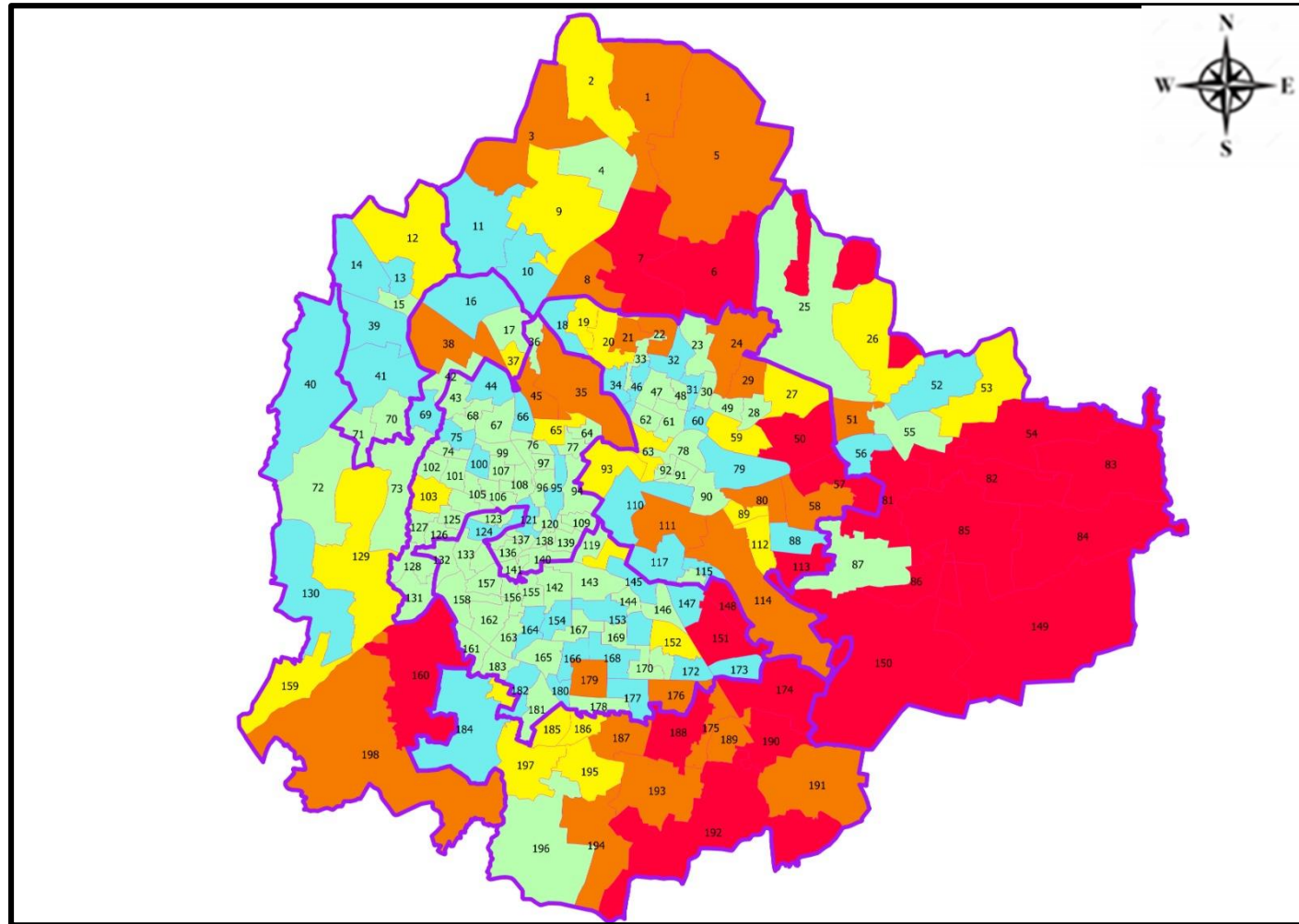
Ward No.	Ward Name	Daily Cases Average
150	Bellanduru	9
85	Dodda Nekkundi	6
174	HSR Layout	6
83	Kadugodi	5
149	Varthuru	5
54	Hudi	4
84	Hagadur	3
81	Vijnana Nagar	3
190	Mangammanapalya	3
192	Begur	3







Top 10 wards reporting least number of positive cases in last 7 days

Ward No.	Ward Name	Daily Cases Average
183	Chikkalsandra	0
171	Gurappanapalya	0
169	Byrasandra	0
165	Ganesh Mandiara Ward	0
163	Katriguppe	0
156	Srinagara	0
146	Lakkasandra	0
144	Siddapura	0
143	Vishveshwara Puram	0
142	Sunkenahalli	0



BENGALURU MAP SHOWING INTENSITY OF POSITIVE CASES IN LAST 7 DAYS



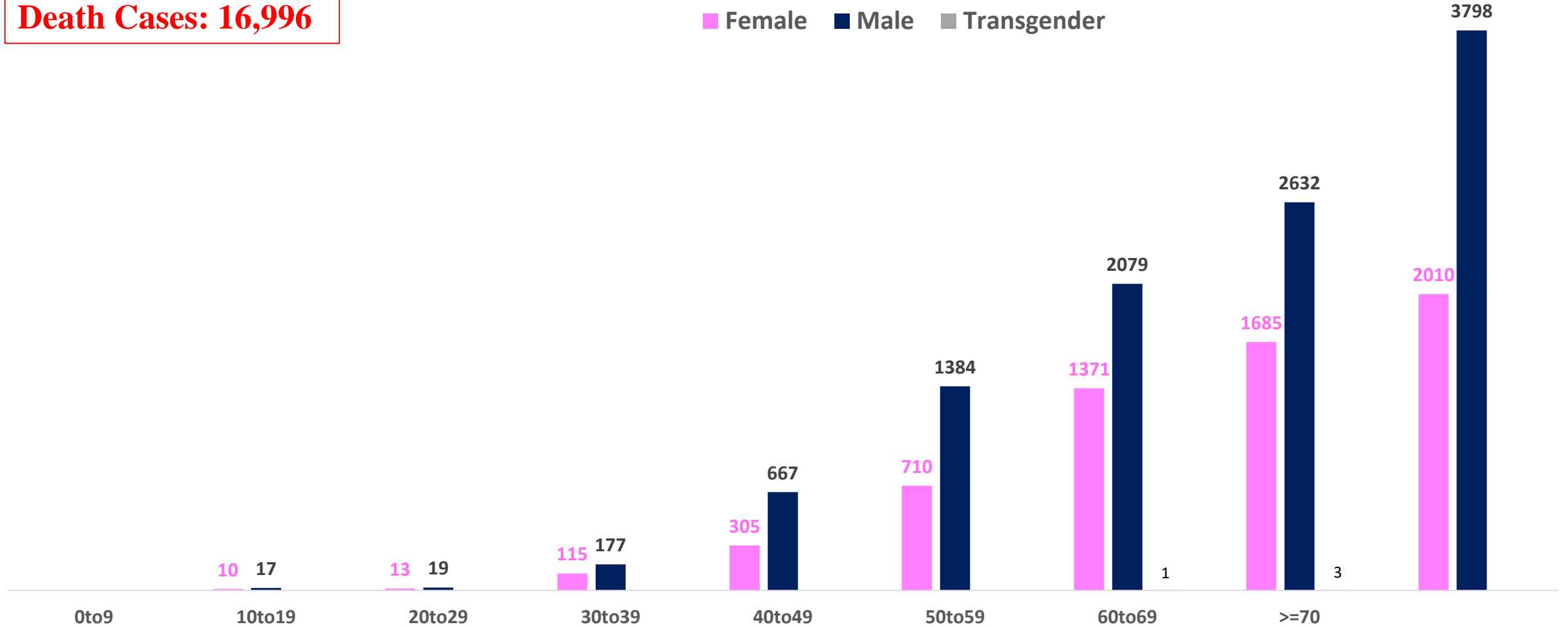
-  **Level 1 : 0 to 1 Cases**
-  **Level 2 : 1 to 3 Cases**
-  **Level 3 : 3 to 5 Cases**
-  **Level 4 : 5 to 10 Cases**
-  **Level 5 : More than 10 Cases**
-  **Zone Boundaries**



AGE AND GENDER WISE DISTRIBUTION OF DEATH CASES



Death Cases: 16,996





SNAPSHOT OF COVID-19 CASES IN BENGALURU URBAN



**Total Wards With
< = 15 Cases* :
186**

**Tests Conducted
on 26.04.2023:
5,143**

**Recovery
Rate*:
99.04%**

**Total
Active Cases :
1,141**

**Total Vaccinated
on 26.04.2023:
14**

**Positivity
Rate* :
4.91%**

**Active
Rate*:
0.06%**

**Case
Fatality Rate* :
0.00%**





*Total positive cases In the past 7 days

*CFR and positivity is for Past 7 days



ಬೃಹತ್ ಬೆಂಗಳೂರು ಮಹಾನಗರ ಪಾಲಿಕೆ
Bruhat Bengaluru Mahanagara Palike



Download BBMP Bulletin	https://apps.bbmpgov.in/covid19/mediabulletin.php
To register for vaccination :	https://selfregistration.cowin.gov.in/
BBMP COVID19 Dashboard:	https://apps.bbmpgov.in/covid19/
Follow us on:	 www.facebook.com/bbmp.comm1/
	 twitter.com/BBMPCOMM
	  BBMPSplHealth

Issued by:

Honorable Chief Commissioner, BBMP
Special Commissioner Health, BBMP
MD, Bengaluru Smart City Limited

THANK YOU !

